



≤ 5 Months of age		
Children in USIIS born between 1/2/2022 and 7/1/2022		
	Total	%
San Juan County health district	44	-
≥2 doses DTaP	12	27.3
≥2 doses polio	12	27.3
≥2 doses Hib	11	25.0
≥2 doses HepB	42	95.5
≥2 doses PCV	12	27.3

≤ 3 Months of age		
Children in USIIS born between 3/2/2022 and 7/1/2022		
	Total	%
San Juan County health district	25	-
≥1 dose DTaP	25	100.0
≥1 dose polio	24	96.0
≥1 dose Hib	24	96.0
≥1 dose HepB	25	100.0
≥2 doses HepB	23	92.0
≥1 dose PCV	24	96.0

< 19 Months of age		
Children in USIIS born between 12/2/2020 and 7/1/2022		
	Total	%
San Juan County health district	206	-
≥3 doses DTaP	124	60.2
≥4 doses DTaP	11	5.3
≥3 doses polio	123	59.7
≥1 dose MMR	56	27.2
≥3 doses Hib	113	54.9
≥1 dose Hib	205	99.5
≥3 doses HepB	138	67.0
≥1 dose varicella	59	28.6
≥3 doses PCV	117	56.8
≥4 doses PCV	31	15.0
4:3:1	11	5.3
4:3:1:3	11	5.3
4:3:1:4	11	5.3
4:3:1:3:3	11	5.3
4:3:1:0:3	11	5.3
4:3:1:4:3	9	4.4
4:3:1:3:3:1	11	5.3
4:3:1:0:3:1	11	5.3
4:3:1:4:3:1	9	4.4

≤ 13 Months of age		
Children in USIIS born between 6/2/2021 and 7/1/2022		
	Total	%
San Juan County health district	134	-
≥3 doses DTaP	61	45.5
≥2 doses polio	90	67.2
≥1 dose MMR	9	6.7
≥2 doses Hib	89	66.4
≥3 doses Hib	53	39.6
≥2 doses HepB	130	97.0
≥3 doses HepB	74	55.2
≥1 dose varicella	10	7.5
≥3 doses PCV	55	41.0

<24 Months of age		
Children in USIIS born between 7/2/2020 and 7/1/2022		
	Total	%
San Juan County health district	265	-
≥3 doses DTaP	174	65.7
≥4 doses DTaP	39	14.7
≥3 doses polio	173	65.3
≥1 dose MMR	101	38.1
≥3 doses Hib	163	61.5
≥1 dose Hib	264	99.6
≥3 doses HepB	192	72.5
≥1 dose varicella	106	40.0
≥3 doses PCV	164	61.9
≥4 doses PCV	67	25.3
4:3:1	39	14.7
4:3:1:3	39	14.7
4:3:1:4	38	14.3
4:3:1:3:3	39	14.7
4:3:1:0:3	39	14.7
4:3:1:4:3	35	13.2
4:3:1:3:3:1	39	14.7
4:3:1:0:3:1	39	14.7
4:3:1:4:3:1	35	13.2
4:3:1:3:3:1:4	38	14.3

24-35 Months of age		
Children in USIIS born between 7/2/2019 and 7/1/2020		
	Total	%
San Juan County health district	162	-
≥3 doses DTaP	141	87.0
≥4 doses DTaP	104	64.2
≥3 doses polio	140	86.4
≥1 dose MMR	129	79.6
≥3 doses Hib	131	80.9
≥1 dose Hib	159	98.1
≥3 doses HepB	142	87.7
HepB birth	144	88.9
≥1 dose varicella	130	80.2
≥3 doses PCV	136	84.0
≥4 doses PCV	90	55.6
≥2 doses HepA	81	50.0
≥1 dose rota	140	86.4
4:3:1	104	64.2
4:3:1:3	103	63.6
4:3:1:4	86	53.1
4:3:1:3:3	102	63.0
4:3:1:0:3:1	103	63.6
4:3:1:3:3:1	102	63.0
4:3:1:4:3:1	72	44.4
4:3:1:0:3:1:4	86	53.1
4:3:1:3:3:1:4	86	53.1

12-17 Years of age		
Children in USIIS born between 7/2/2004 and 7/1/2010		
	Total	%
San Juan County health district	2150	-
1 HPV	1190	55.3
2 HPV	730	34.0
3 HPV	46	2.1
HPV UTD	530	24.7
Male total		Male %
San Juan County health district	1135	-
1 HPV	626	55.2
2 HPV	375	33.0
3 HPV	19	1.7
HPV UTD	277	24.4
Female total		Female %
San Juan County health district	1010	-
1 HPV	564	55.8
2 HPV	355	35.1
3 HPV	27	2.7
HPV UTD	253	25.0

16-18 Years of age		
Children in USIIS born between 7/2/2004 and 7/1/2006		
	Total	%
San Juan County health district	732	-
≥2 doses meningococcal	158	21.6
≥1 dose MenB	65	8.9

≤18 Years of age		
Children in USIIS born after 7/2/2003		
	Total	%
San Juan County health district	5334	-
≥1 dose influenza in lifetime	3550	66.6
≥1 dose influenza last flu season*	950	17.8

* Last flu season between 7/1/2021 and 6/30/2022.

12-17 Years of age		
Children in USIIS born between 7/2/2004 and 7/1/2010		
	Total	%
San Juan County health district	2150	-
≥1 dose meningococcal	1460	67.9
≥1 dose Tdap	1460	67.9
≥1 dose varicella	2032	94.5
≥2 doses varicella	1850	86.0

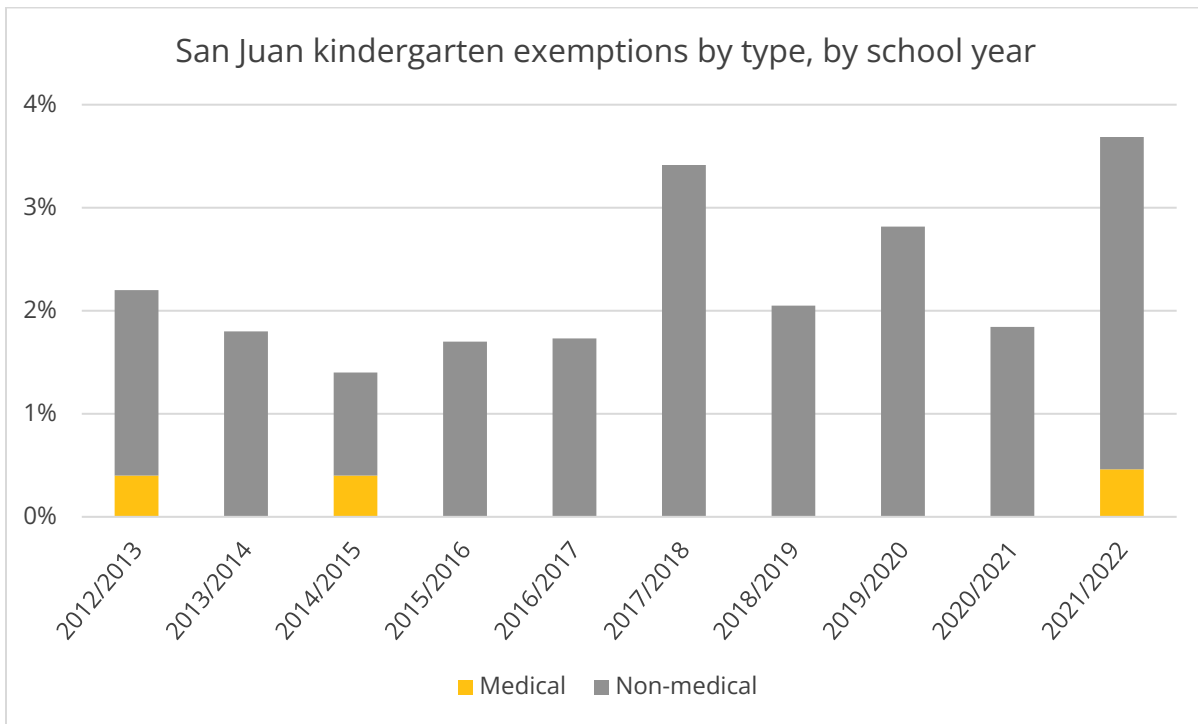
Immunization status by school district 2021/22

	San Juan		Charter schools		Private schools	
	Adequately immunized (%)	Total exempt (%)	Adequately immunized (%)	Total exempt (%)	Adequately immunized (%)	Total exempt (%)
Kindergarten school entry	90.6	3.9	-	-	50.0	0.0
Second dose MMR (K-12)	96.5	3.0	-	-	92.6	0.0
7th grade school entry	90.8	2.5	-	-	-	-

Immunization status for childcare 2021/22

	Adequately immunized (%)	Total exemptions (%)
Licensed childcare facilities	73.3	5.3
Head start centers	-	-

San Juan kindergarten exemptions by type, by school year

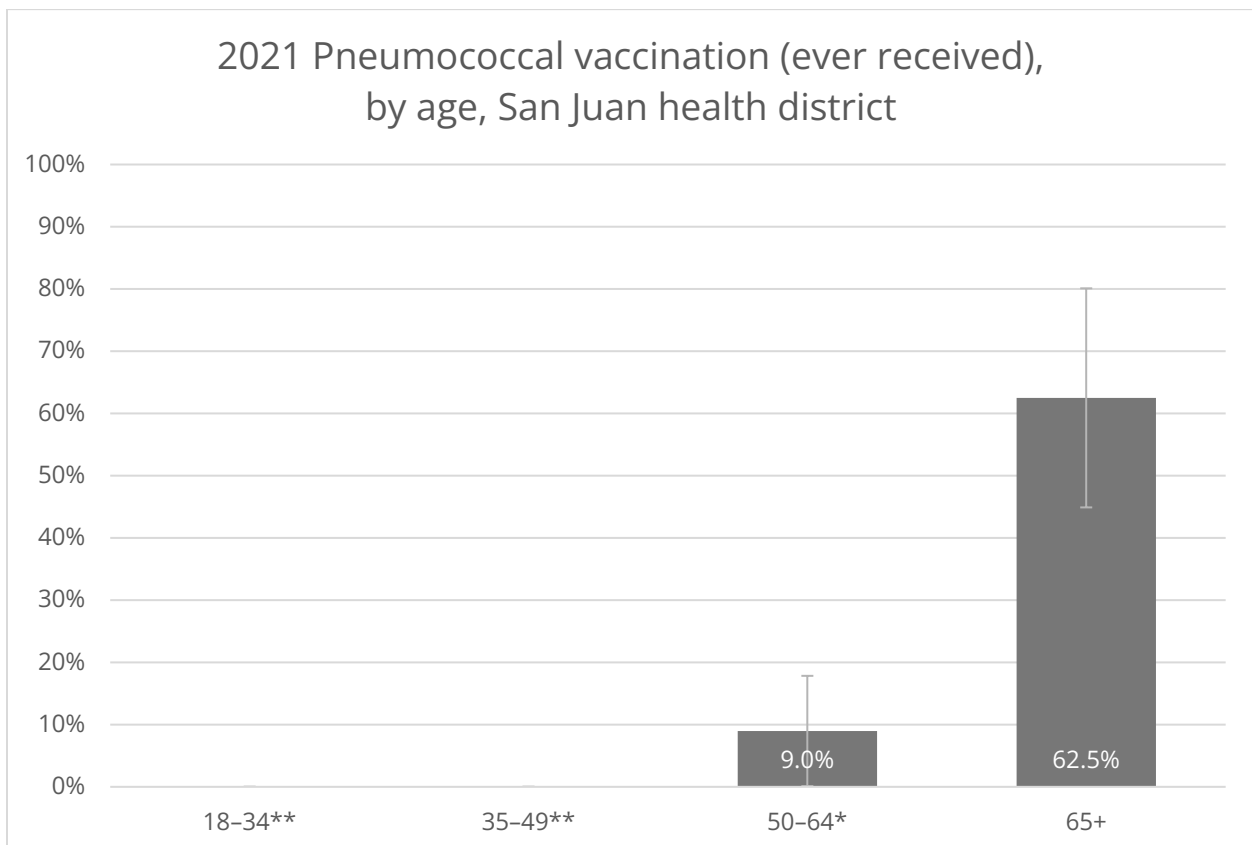
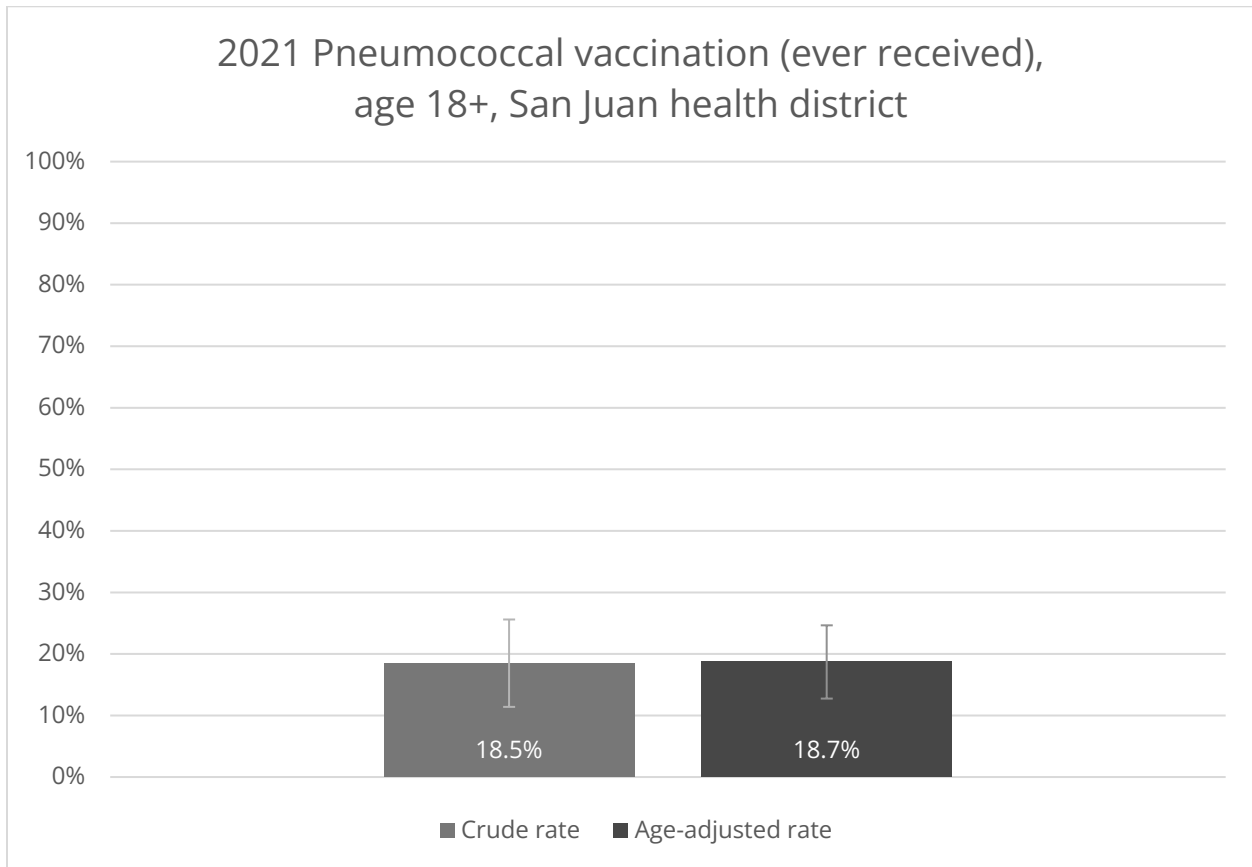


≥19 Years of age		
Adults in USIIS born on or before 7/1/2003		
	Total	%
San Juan County health district	13852	-
≥1 dose influenza last season*	3323	24.0
≥1 dose Tdap	7667	55.3
≥1 dose varicella	2218	16.0
≥1 dose HPV	1764	12.7
≥1 dose zoster**	1531	25.3
≥1 dose MMR	4633	33.4
≥1 dose PCV	2266	16.4
≥1 dose PPSV23***	2417	70.6
≥1 dose Hep A	5508	39.8
≥1 dose Hep B	6095	44.0
≥1 dose meningococcal	2511	18.1
≥1 dose Men B	122	0.9
≥1 dose Hib	3377	24.4

* Last flu season between 7/1/2021 and 6/30/2022.

** Zoster vaccination only available to adults age 50+. This measure reports only the percentage of adults age 50+ who are vaccinated with the zoster vaccine.

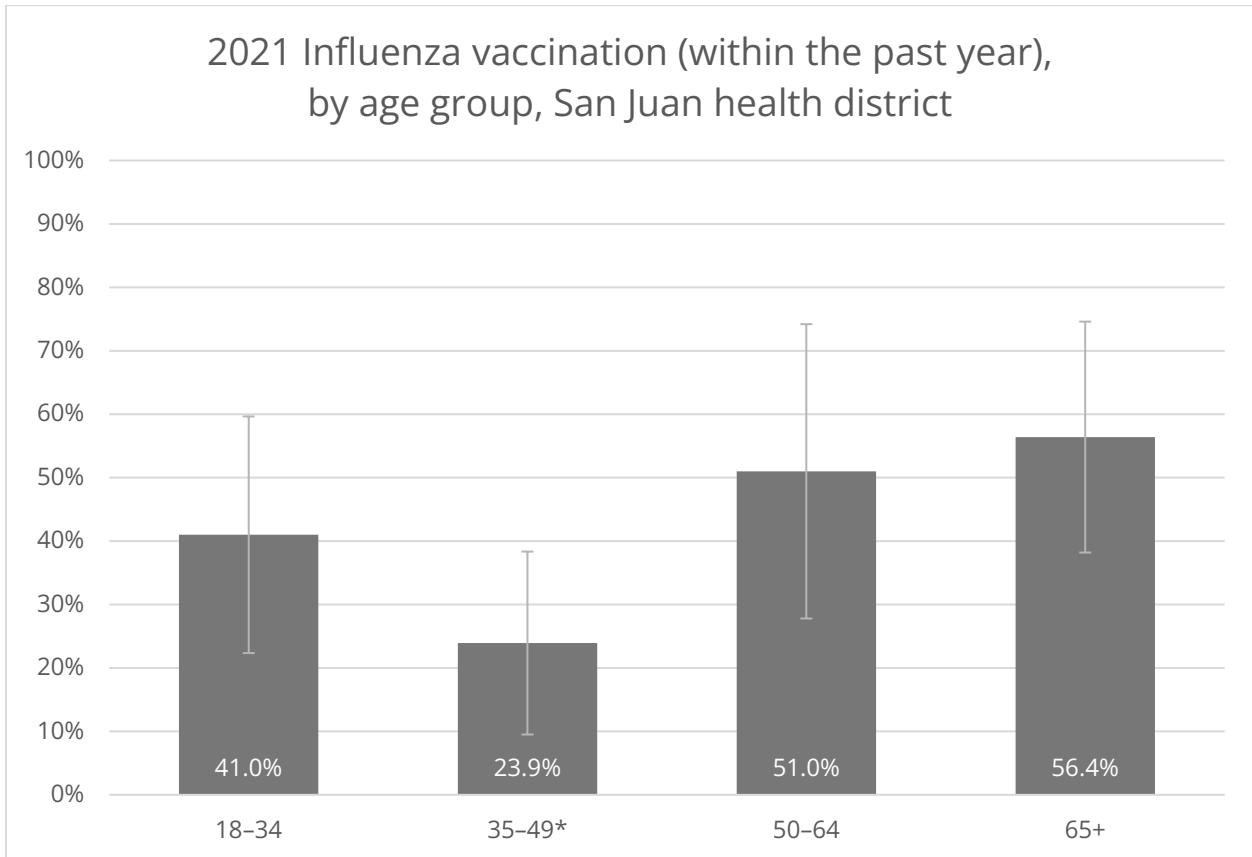
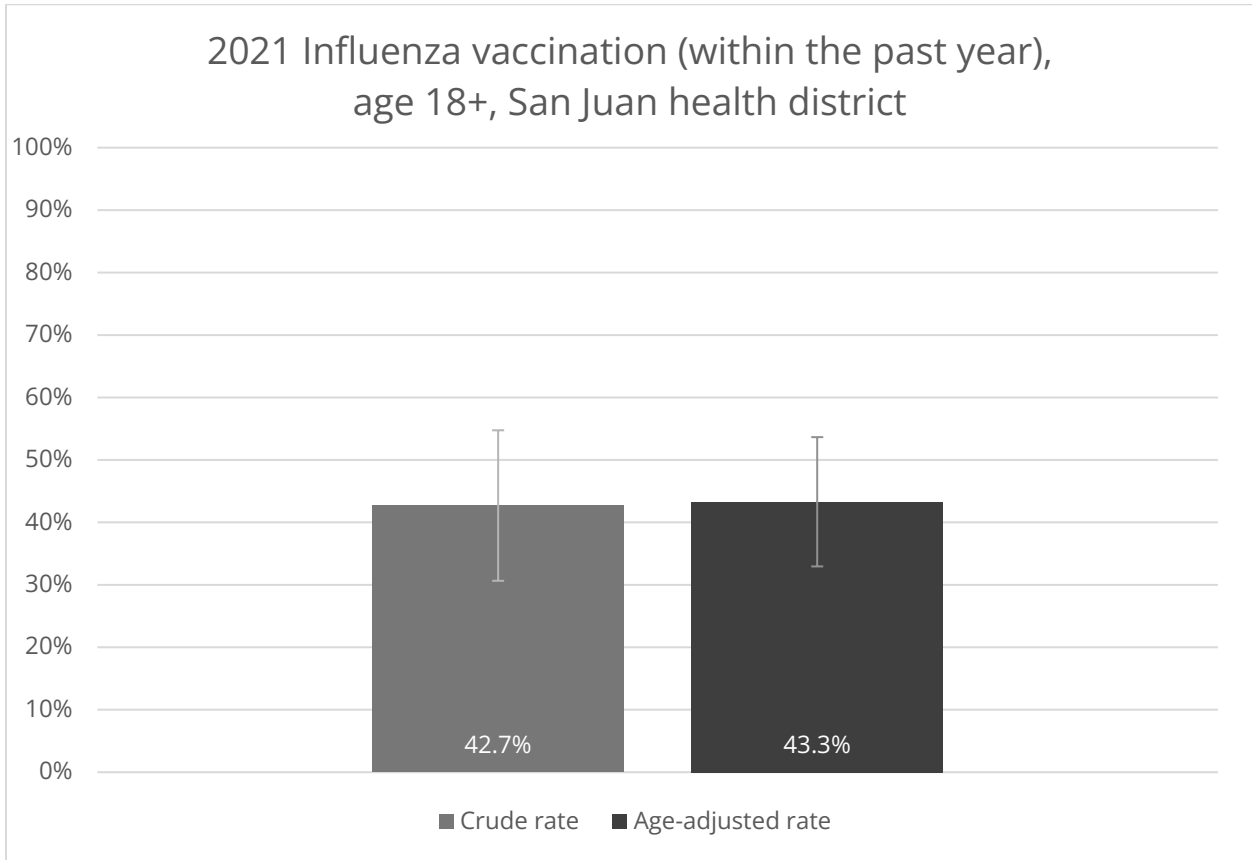
*** PPSV23 vaccination only recommended for adults age 65+. This measure reports only the percentage of adults age 65+ who are vaccinated with PPSV23.



Data source: BRFSS, Utah, 2021, crude and age-adjusted rates (Ref 2).

* Use caution in interpreting; the estimate has a coefficient of variation >30% and is deemed unreliable by DHHS standards.

** The estimate has been suppressed because the relative standard error is greater than 50% and is therefore not permitted to be published due to DHHS data standards.



Data source: BRFSS, Utah, 2021, crude and age-adjusted rates (Ref 2).

* Use caution in interpreting; the estimate has a coefficient of variation >30% and is deemed unreliable by DHHS standards.